


CAPEMI®

Líderes en goma
y goma metal




TOYOTA OTROS MODELOS



633

CELICA
CARINA
CORONA



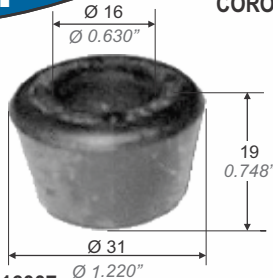
PL: C5ZZ-3956-A

110 gr. 0.243 lb.

BUJE BRAZO AUXILIAR AUTOLUBRICADO
AUTOLUBRICATED AUXILIARY ARM BUSHING

2001

CORONA




PL: 90385-16007

10 gr. 0.022 lb.

BUJE AMORTIGUADOR
SHOCK ABSORBER BUSHING

2001/1

CORONA
CELICA
STARLET




PL: 90385-16060

10 gr. 0.022 lb.

BUJE AMORTIGUADOR
SHOCK ABSORBER BUSHING

2004

CORONA
CRESSIDA
MARK II




107 gr. 0.236 lb.

PL: 48632-22010

BUJE PARRILLA SUPERIOR
UPPER CONTROL ARM BUSHING

2005

CORONA
MARK II
CRESSIDA
CELICA
CARINA



115 gr.

0.254 lb.

PL: 48654-12010

BUJE PARRILLA INFERIOR
LOWER CONTROL ARM BUSHING

2006

COASTER



PL: 48110-A

51 gr. 0.112 lb.

BUJE DE ELASTICO
SPRING BUSHING

2007

COASTER



PL: 90389-18002

260 gr. 0.573 lb.

BUJE ELASTICO
SPRING BUSHING

2010

CORONA



PL: 48061-20020

193 gr. 0.425 lb.

BUJE PARRILLA INFERIOR DELANTERA
FRONT LOWER CONTROL ARM BUSHING

6471

COASTER




PL: 90389-16002

266 gr. 0.586 lb.

BUJE ELASTICO
SPRING BUSHING

2011

CORONA




PL: 48061-20010

263 gr. 0.580 lb.

BUJE PARRILLA INFERIOR DELANTERA
FRONT LOWER CONTROL ARM BUSHING

2075




PL: 90389-14051

142 gr. 0.313 lb.

BUJE ELASTICO
SPRING BUSHING

2076



129 gr.

0.284 lb.

BUJE ELASTICO
SPRING BUSHING

CAPEMI®


Líderes en goma
y goma metal



TOYOTA OTROS MODELOS




2078



241 gr. 0.530 lb.

BUJE ELASTICO TRASERO
REAR SPRING BUSHING


2084



310 gr.
0.682 lb.

BUJE TENSOR DELANTERO
FRONT TENSILE BUSHING

3004



PL: 54423-B9500
210 gr. 0.462 lb.

BUJE ELASTICO
SPRING BUSHING

3321/1



PL: 93.204.488
450 gr. 0.992 lb.

BUJE ELASTICO Y GEMELOS
SPRING BUSHING

1718

mm.	Inchs
d: 14.75	d: 0.580
D: 68.4	D: 2.692
l: 60.6	l: 2.385
L: 27	L: 1.063



PL: 48068.59035

BUJE DE PARRILLA
CONTROL ARM BUSHIN

